

# 340mm\*130mm

85mm

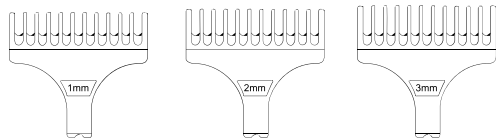
130mm

## Specification

Professional hairdresser	Machine	Working voltage: 3.7V
		Speed: 5000RPM
	Battery	Rechargeable 18650 lithium battery
		Charging time: about 2 hours
Dedicated adapter		Input: 100-240V~ 50/60Hz
		Output: 5V 1000mA

## Limit comb

Purpose: flat head and hair foot trimming, limit comb size (1 mm / 2 mm / 3 mm) 3 kinds of length adjustment



## Professional Hair Trimmer User Manual



Please read and keep this manual carefully before use.

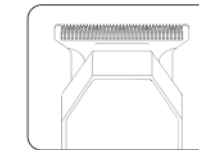
## Instructions

1. The new machine must be charged before use.
2. There are two charging methods: USB charging (5V) and adapter. When charging, the device must be in, it takes 2 hours to charge for the first time.
3. After charging, it can directly use or install the limit comb. When installing or removing the limit comb, it needs to turn off the machine, install the limit comb.
4. The accessory has 3 limit combs. It can be trimmed in three different lengths, from 1 mm / 2 mm / 3 mm.
5. After using the product, please turn off the switch in time and unplug the charging device after charging.

## Replace the cutter head

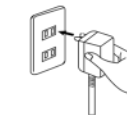
1. Turn off the equipment when replacing the cutter head.
2. When the equipment is unable to cut hair, it needs to be cleaned and maintained regularly, and the cutter head needs to be replaced with the thumb first press and hold the middle part of the cutter head, and then press it hard to remove the cutter head. The other hand can catch the falling cutter head to prevent the cutter head from being damaged.

**Warning:**  
Please turn off the equipment first and then remove the cutter head! Finally, install the new cutter head and the machine.

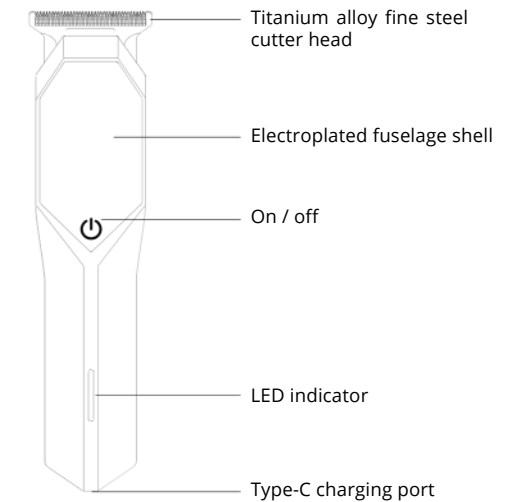


## Cleaning and maintenance

1. Need to turn off when cleaning or maintenance!
2. In order to ensure the normal operation of the equipment, pay attention to the following important instructions: If you use it for the first time or have not used it for more than half a year after purchase, please charge it for 2 hours, (to activate the rechargeable battery) if the rechargeable battery is fully discharged and charged the charging indicator may not be on immediately. It will be normal after charging for a few minutes.AC100-240V



## Name of each part of the machine



## Parts

